

# LITERACY LINKS

TERM 4

NOVEMBER 2008

A Newsletter for Resource Teachers of the Deaf in the Central and Southern Regions of New Zealand

## International Children's Digital Library

<http://www.childrenslibrary.org/>

The mission of the International Children's Digital Library Foundation is to excite and inspire the world's children to become members of the global community – children who understand the value of tolerance and respect for diverse cultures, languages and ideas - by making the best in children's literature available online.


The International Children's Digital Library (ICDL) is a free, online book site that references and stores children's stories from all around the world. ICIDL has been set up to provide an online resource that showcases the variety of language and stories that entertain and educate children worldwide.

<http://www.icdlbooks.org/icdl/SimpleSearchCategory>



There are many ways to search for the book of your choice including all the conventional ones as well as country of origin, audience (age of student) language, and type.

There are four readers that you can use to read books: the Standard Reader, the ClearText Reader, the Comic Reader, and the Spiral Reader. See the table below for details.




'Taming the Taniwha' a NZ book stored on the ICIDL.

<http://www.childrenslibrary.org/icdl/HelpSelectReader>

Selecting a Book Reader				
There are four readers you can use to read books: the Standard Reader, the ClearText Reader, the Comic Reader, and the Spiral Reader. The Standard Reader and the ClearText Reader can be used with any browser. The other readers require that you install a plugin on your web browser. Below is a matrix that describes the benefits and requirements of each of the readers.				
Reader	Example	Internet Speed	Plugin Required	Benefits
Standard		Any	None	Works on any browser, no plugin required. Includes PopoutText feature for some books which allows users to magnify just the text portion of a book page.
ClearText		Any	None	Shows text in place, and supports zooming of text. Can be used to display text translations. Works on any browser, no plugin required.
Comic		High Speed	Java Webstart Plugin	Overview of all pages, zooming interface.
Spiral		High Speed	Java Webstart Plugin	Fun for all ages, zooming interface.

## Digital Story Time

The ICDL is a perfect resource for Resource Teachers of the Deaf to use with their students on the computer.

Some RTD however may have access to a data projector in one of the classrooms in which they work. The data projector can be connected to the computer and then an appropriate book selected from the ICDL and read with a large projected display. This has the advantage of making illustrations (and words) large enough for everyone to see – and the technical nature of the display is often engaging. To make it work as well as possible, be sure to maximize your browser window (on Windows, try View->Full Screen). Once you get to the book pages within ICDL, click on the icon,  which will reduce the size of the navigation icons – making more room for the page image.

The use of the data projector combined with the use of the ICDL has potential positive benefits for the deaf student, in the mainstream classroom. When the classroom teacher is sharing a book with the class and the book pages are projected onto the wall, it enables the deaf student to have visual access to the text and illustrations as it is being read.

<http://www.childrenslibrary.org>

## The SMART Board Interactive Whiteboard

Just as the use of a data projector and the ICDL can provide points of access for deaf students in the mainstream, so to can the SMART Board. Interactive white boards are revolutionizing the way teachers' present information and interact with their students. The highly visual aspect of the interactive white board has the potential for huge benefits for deaf students provided they are used in a considered way. For example the perennial problem of the teacher turning around and talking while facing the board does not disappear with the use of an interactive white board.



The SMART Board interactive whiteboard is a touch-sensitive display that connects to a computer and data projector. Using a finger, you can control computer applications, write notes, pull up charts and images, search the Internet, play videos and save your work. Other tools include a spotlight to focus on text, a camera to capture images and text and handwriting recognition capabilities.

The SMART Board interactive whiteboard has the flexibility to engage all learning styles.

- Visual learners can easily see colorful, movable images and diagrams that the interactive whiteboard displays, even from the back of the classroom
- Kinesthetic learners can interact and explore by moving letters, numbers, words and pictures with the touch of a finger
- Auditory learners can be immersed in a complete multimedia experience using optional USB speakers or SMART Audio

If you have the opportunity look at the SMART Board software, Notebook you will find some great tools available that will enhance literacy teaching and learning. The **Lesson Activity Tool Kit** has many useful interactive tools. **Sentence arranger** is a great follow up activity after the instructional reader has been completed. The teacher can enter and edit the text and decided how many sentences the student or group will sequence with a touch of the finger.

The **keyword dice** is another great tool as the teacher can enter words for reinforcing basic sight words or any new vocabulary. The dice spins in 3D and randomly lands on anyone of the six sides.



You can learn more about the SMART Board interactive whiteboards by following this link. There are free animated two-minute tutorials available on a number of topics for the SMART Board and the Notebook collaborative learning software.

<http://www.education.smarttech.com/st/en-US/Ed+Resource/Teachers+Hub/Getting+started/>

# Boys' House Fire At Sumner School for Deaf 1958

Read the fascinating story of the fire in Boys' House at the Sumner School for Deaf in 1958. Now fifty years hence, the memories remain and have just been celebrated by the boys who walked out of their dormitories alive. The article is extensively illustrated with historical photographs and also provides a glossary to explain some of the vocabulary.

The article will shortly appear at:

<http://www.vanasch.school.nz/literacy-readingpieces.php>

or

<http://www.vanasch.school.nz/info-for-students.php>



Top photo: Boys House 1947

Bottom Photo: Boys House after the fire 1958.




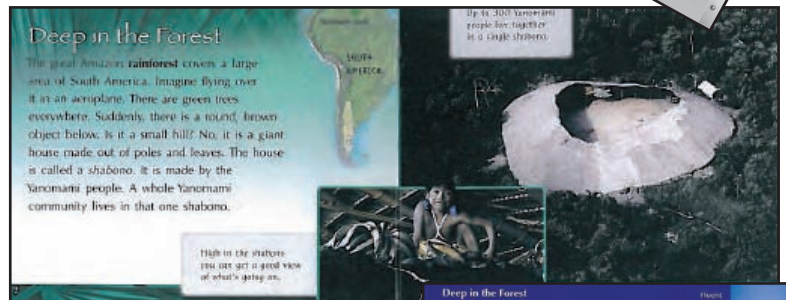
## Instructional Readers

### Brain Bank Boxed Kit - Fluent – Gold Level

Pearson – Education Australia

[www.pearson.com.au](http://www.pearson.com.au)

- Brain Bank is a collection of nonfiction books aimed at building literacy skills while focusing on the content areas of science and social studies. Each box contains 20 books (2 copies each of 10 separate titles) and 40 activity cards. There are 3 boxes at each of three stages: Fluent, Middle Primary and Upper Primary
- motivates learning with 10 non-fiction titles on high interest topics
- builds fluency by including two copies of each title so students can read aloud with a partner
- provides non-fiction text in a variety of genres that brings science content to life, reinforcing the key skills for non-fiction reading success
- promotes student interaction and monitors progress, with engaging activity cards for each title



# Teacher Resources

## The English Language Learning Progressions

A resource for mainstream and ESOL teachers

Ministry of Education

Published 2008


These progressions explain what ESOL specialists and mainstream teachers need to know about English language learners. They will help teachers to choose content, vocabulary, and tasks that are appropriate to each learner's age, stage and language-learning needs. This may include learners for whom English is a first language but who would benefit from additional language support.

The ELLP also enables schools and teachers to identify starting points for new learners of English and to track and monitor their progress over time.

The framework is made up of four booklets – an introductory booklet and booklets for years 1–4, 5–8, and 9–13. This resource was sent to all schools at the end of term 1, 2008. Each school received the booklet(s) for the year levels of their students.

You can read this PDF document online and print it out if required.

[http://www.tki.org.nz/r/esol/esolonline/ellp\\_e.php](http://www.tki.org.nz/r/esol/esolonline/ellp_e.php)



## The Great Grammar Book


Jennie Maizels & Kate Petty

1996, Bodley Head, Random House Children's Books

ISBN 1.89830475 0

A lift the flap with wheel, tabs, a mirror and take a dog for a walk book!

The book covers nouns, verbs, adjectives, adverbs, pronouns, prepositions, conjunctions, plurals, possessive apostrophes and punctuation. This book would be fun to use as a jazzy **introduction** for a study on one aspect of grammar at a time.



## Websites

### Arkive Education [www.arkive.org](http://www.arkive.org)

ARKive Education is a free, multi-media resource bank for teachers and other educators. It is the world's centralised library of films and photographs of the world's endangered species. It has now profiled over 2,500 of the world's endangered species, using over 3,000 movie clips and 18,000 photos.

Make use of the stunning imagery available at the award-winning ARKive website. ARKive Education provides downloadable, ready to use modules on a wide range of curriculum topics, suitable for geography, biology, environmental education and citizenship lessons.



## Clicker 5

<https://www.learninggrids.com/anz/WelcomePage.aspx>

Home Page for learning grids


Check out this page if you use Clicker 5. There are lots of free templates to download and details about the new Learning Grids World.



## Lauren Child's Website

<http://www.milkmonitor.com/>

If your students love Lauren Child's picture books or her Clarice Bean chapter books they will be thrilled by this website. It's gorgeous so take a peek!



## Nelson Primary - Cengage Learning (PM)

<http://primary.cengage.com.au/cproot/3040/32/Text%20Types%20Poster%20A4.pdf>

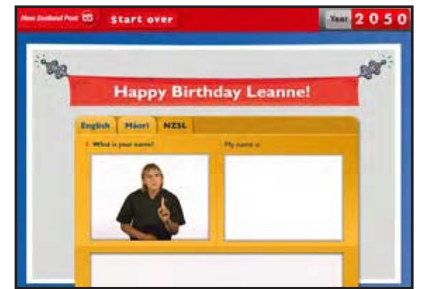
The website has lots of useful teacher resources to download for free, but try in particular the two A4 colour posters on text type.



## Plan Your Future Birthday Party for the Year 2050

[www.nzpost.co.nz/myfuture](http://www.nzpost.co.nz/myfuture)

**My Future Party** is an interactive educational resource sponsored by New Zealand Post. It asks children to plan their birthday party for the year 2050, choose a venue, think about how much they will need to spend and who they will invite. Students can choose to have the first six questions presented in English, Maori or **New Zealand Sign Language**. Former VADEC student Darryl Alexander signs the questions in New Zealand Sign Language.




As students finish interacting with the site, they have an opportunity to print out a letter from New Zealand Post summarising their birthday plans for the year 2050.

## Pop Up Books

[www.popupbooks.net/Book-Index.html](http://www.popupbooks.net/Book-Index.html)


This site has an extensive list of pop up books with short reviews. It is searchable by title and author. This is a great way to find a pop up book on a particular subject.



## Teaching Ideas – Reading

[www.teachingideas.co.uk/english/contents.htm](http://www.teachingideas.co.uk/english/contents.htm)

On this page you will find links to lots of different literacy activities, posters and games.



## Tutpup

<http://tutpup.com/>

Even though the name is rather odd, the site is just fantastic! Please do take a couple of minutes to have a look at it. Now your students can practice their spelling and maths skills while competing with children from all around the world for free. The aim is to provide simple, fun, competitive games that help children learn and gain confidence with Maths, English and other key skills and knowledge. Students can practice basic facts, algebra and times tables as well as their spelling online in a fun way and maybe even enter the Hall of Fame. The spelling game requires the student to be able to listen to the word to be spelt, so support would be necessary for students who could not hear the voice, as there are no visual clues.



## New VADEC Resources

### My Cochlear Implant – Junior

Catalogue No: 293

Price: \$10

This interactive CD-Rom is designed to teach the names of the internal and external parts of the cochlear implant. The two animated diagrams show how the ear and cochlear implant work. The animated text is synchronized with audio and visual components of spoken English video clips. There are five worksheets to print out and complete.



### Transition - CD Rom

#### Starting work, training or further study?

Catalogue Number: 294

Price: \$5.00

This CD Rom is designed as a resource for Resource Teachers of the Deaf and Deaf Resource Staff who are working with senior deaf students in their final years at secondary school.

It covers deaf specific transition information such as: Deaf/ Hearing Impaired Scholarships, Study Support Services, Work Support Services, Deaf Organisations/ Groups, Interpreters, Deaf Association, Hearing Association, The Audiogram, Hearing Loss, Hearing Aids, Cochlear Implants, Assistive Devices and Assistive Equipment.

Each article is PDF format and may be printed out. The transition articles are also located on the VADEC website, under the student section <http://www.vanasch.school.nz/info-for-students.php>.

