

Go Round

GO ROUND

Deaf and Hard of Hearing students communicate round the world

Practise English with your students by using e-mail contacts.

With an own 'Go Round' project you offer your students:

- Development of the English language.
- Knowledge of differences between cultures.
- An eye opener; they will learn that the possibility of communicating with people abroad is actually real.

Teacher support:

Letsgoround.com offers you support and learning materials for your own 'Go Round' project for FREE. Start with finding a partner school on this website. From the first contact with your future partner school, the world will become more fascinating for your students of all ages. From 6 years old and on.

Support and coordination:
info@letsgoround.com
www.letsgoround.com

Supported by:
Royal Dutch Banka
www.bankdnl.nl

Emma: "They often make me laugh. I have learned a lot of English through the e-mail project. I will never forget it."

Abdul: "I like the e-mail project, because it is interesting to learn about other cultures and to meet other deaf from the other countries."

How to build up contacts and start practising English by e-mail

Step 1: Sign up to become a partner school.
Website: partner school
+ sign up to become a partner school

Step 2: Find your partner school.
Website: partner school
+ list of partner schools.

Step 3: Contact each other and arrange to discuss the project as per the instructions on our website so you can work together successfully.
Website: download + instruction in pdf

Step 4: Take advantage of supporting English teaching materials for your students.
Website: download + teaching materials in pdf

Get your students excited and support them in practising their English by e-mail.

Enjoy your international contacts together!

Go Round is a special e-mail project for schools for the deaf and hard of hearing around the world in which students (age 6 to 18+) have the opportunity to write to each other in English by e-mail.

Information for Teachers:

This website offers you tips and support in setting up your own 'Go Round' project. You will also be able to find your partner school, English teaching materials and other information free of charge.

The 'Go Round' project offers your students:

- Development of the English language.
- Knowledge of differences between cultures.
- The means to meet deaf and hard of hearing students from other countries.

35 SCHOOLS


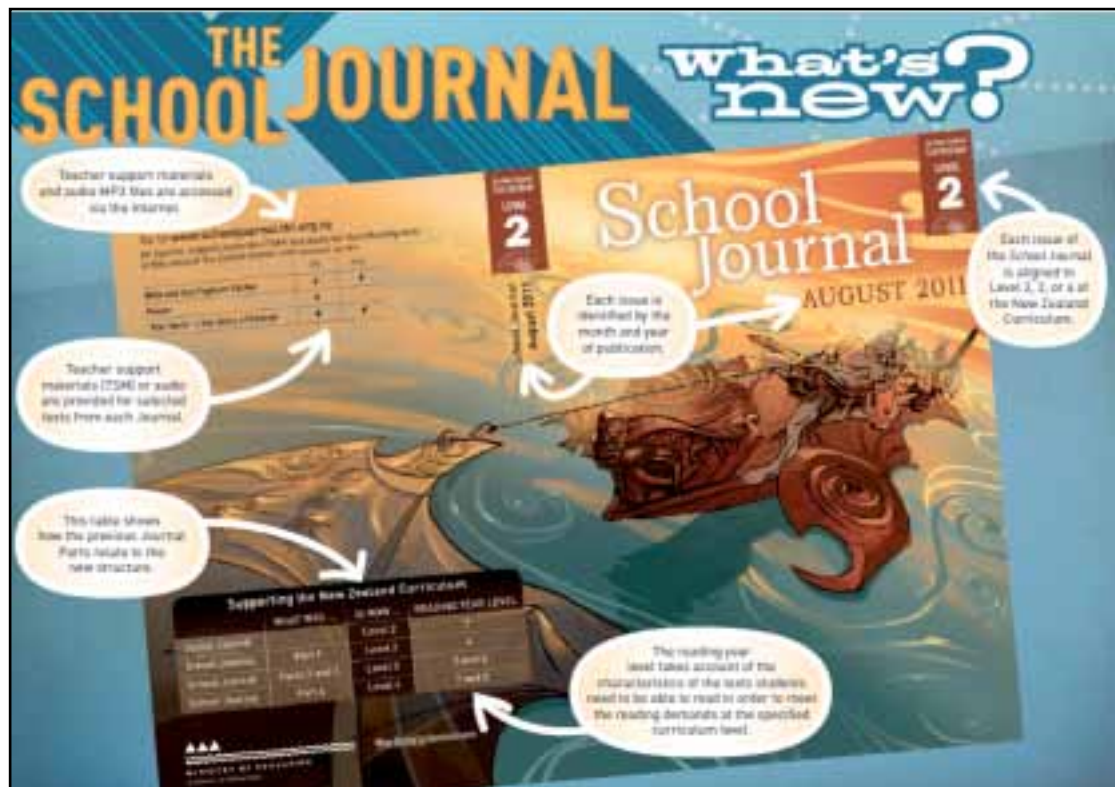
Go Round is already in contact with 35 schools from Australia, Austria, England, Germany, Finland, Italy, Jamaica, Japan, Lebanon, Namibia, Norway, Sweden, Scotland, Sri Lanka, the Netherlands and USA.

Feel free to register as a partner school so that other schools can get in contact with your school.

<http://www.letsgoround.com>

van Asch Deaf Education Centre
38 Truro Street, Sumner, Christchurch 8081
Ph/TTY 03 326 6009 Fax: 03 326 5346
Email: info@vanasch.school.nz
<http://www.vanasch.school.nz>

The School Journals have changed as of August 2011



The series is now directly aligned with the levels of the New Zealand Curriculum. The reading levels and target audiences for each Journal are also clearer. These improvements will enable teachers to use the series more effectively to help their students meet the reading demands of the curriculum.

If you have any queries or comments, please email askschooljournal@learningmedia.co.nz

National Standards Illustrations

If you have visited this part of the site recently you will notice there are new additions to the illustrations in both reading and writing <http://literacyonline.tki.org.nz/Literacy-Online/Student-needs/National-Standards-Reading-and-Writing/National-Standards-illustrations>

Please visit this area and use these examples to help you work with your students to meet the standards in reading and writing.



Online Snacks

The aim is to provide teachers with the opportunity to develop e-learning skills aligned to their teaching and learning needs. All sessions are FREE and are facilitated by a Digi Advisor. Each online snack takes approximately 40 minutes and is designed to support teachers to select and use digital content effectively. Online snacks are designed to complement existing professional learning i.e. form part of a syndicate planning meeting.

Snack 1: Digistore and Software for Learning 101

Digistore and Software for Learning are two key Ministry of Education e-learning resources. Both resources are designed to support teachers with the effective selection and use of digital resources. Knowing what digital resources can enhance teaching and learning helps support teachers to become 21st century educators.

Snack 2: Successful Searching in Digistore

Efficient discovery of appropriate digital resources remains one of the key challenges facing 21st century educators. Being able to quickly locate the resources freely available for New Zealand teachers within Digistore will help save time and energy.

Snack 3: Finding Your Way with Digistore Learning Paths

A Learning Path is a new and powerful feature of Te Pātaka Matihiko - Digistore. Learning paths allow teachers to integrate selected items of digital content with learning tasks for students. Knowing how to create, use and share a learning path will empower you to make more effective use of online resources.

Technical Requirements: Each session is run using Illuminate, Adobe Connect or Skype. For the session to be successful, the following is required:

- a computer for each participant/pair with internet access and speakers
- a data projector.

<http://softwareforlearning.wikispaces.com/Online+Snacks>

A screenshot of an online snack session page. The page has a blue header with the title 'Aim:' and a sub-header 'to provide teachers with the opportunity to develop e-learning skills aligned to their teaching and learning needs. All sessions are FREE and are facilitated by a Digi Advisor:'. Below the header, there are four small images showing people in a meeting. The main content area has a blue header 'What is required?' and a sub-header 'TIME: Each online snack takes approximately 40 minutes and is designed to support teachers to select and use digital content effectively. Online snacks are designed to complement existing professional learning i.e. form part of a department/syndicate planning meeting, a component of a whole staff writing programme.'. Below this, there is a section 'Technical Requirements: Each session is run using Illuminate, Adobe Connect or Skype. For the session to be successful, the following is required:' followed by a list of requirements: '• a computer for each participant/pair with internet access and speakers'.

YouTube Launches a Site for Teachers

Teachers who've wanted to use YouTube videos in class can now find an easy way in. YouTube has launched its own teacher's channel: [YouTube.com/teachers](http://www.youtube.com/teachers).

Teachers can follow tips that show everything from organising videos to sparking lively discussions to help struggling students through videos.

Teachers can also sign up to become part of the YouTube Teachers Community, a mailing list that allows them to share ideas and best practices.

<http://www.youtube.com/teachers>



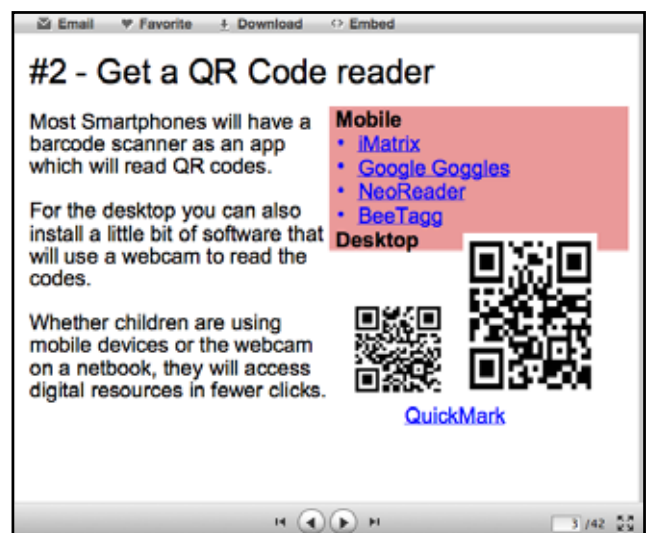
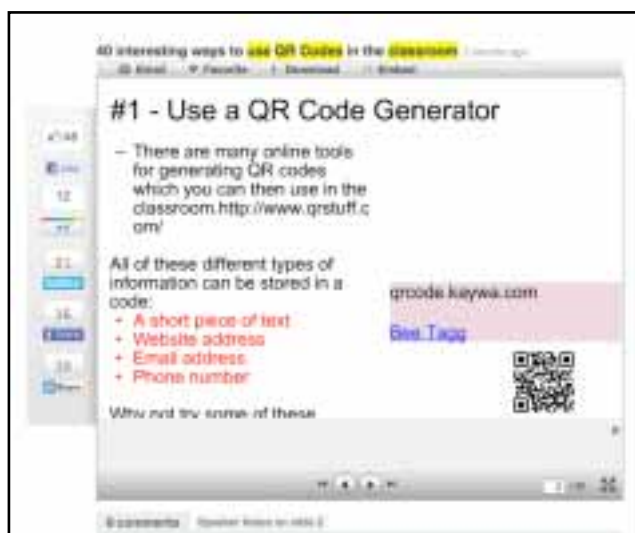
QR Codes

A QR code (Quick Response code) is a type of barcode that was first designed for the automotive industry. Recently, the system has become popular outside of the industry due to its fast readability and comparatively large storage capacity. The code consists of black modules arranged in a square pattern on a white background.

The code is readable by QR barcode readers, mobile camera phones, ipads or ipod touches, if the device has had QR code decoding software installed on it. There are a multitude of applications for using QR codes in the classroom. Follow the link below to find out what other teachers are using QR codes for.



[40 Interesting Ways to Use QR Codes in the Classroom](http://www.slideshare.net/jonesytheteacher/40-interesting-ways-to-use-qr-codes-in-the-classroom)



<http://www.slideshare.net/jonesytheteacher/40-interesting-ways-to-use-qr-codes-in-the-classroom>

Websites for Teachers

InsideStory Flashcards



What makes these vocabulary flashcards so great is the accompanying pictures. They are so appropriate for the words they are describing and offer a great visual to associate with the word. In addition to the well matched picture, students can click on a speaker icon for audio of the word. Students can choose words at four different levels: Basic (includes words like seven, comb, typewriter); Easy (includes words like attire, inclined, endorsement); Medium (includes words like prodigy, monochrome, dank) and Hard (includes words like crepuscular, bedizened, atavistic).

http://insidestoryflashcards.com/printable_flashcards/index.php?set=kids

Wordia Brings Words to Life in Video

Wordia is a free to schools website that uses video and learning games that allow students to explore subject vocabulary in an exciting new way. Wordia Schools provides a private area for students to share videos that they have created for the vocabulary covered in your curriculum.

Wordia wants you to send them your subject vocabulary lists (which they run through their game engine) – to create a state of the art learning game that features your subject words. Fantastic motivation for students and educators, alike.

<http://www.wordia.com/>



22 Frames

22 Frames is a service that provides a central location for locating captioned videos for learning English and for internet users who have hearing impairments. 22 Frames provides more than just captioned videos. For each video 22 Frames provides a list of idioms, slang words, and commonly mispronounced words in each video. 22 Frames tells viewers where each use of idioms, slang, and commonly mispronounced words appears in each video. Viewers can click on any of the words in the lists provided by 22 Frames to find a definition for each word and to find pronunciation tips.

<http://www.22frames.com/>



LitCharts

LitCharts are a perfect aid for high school English students. Each LitChart contains background information, brief plot synopsis, character description and analysis, theme explanation and analysis, symbol explanation and analysis, important quotes, summary and analysis for every chapter in the novel and a theme tracker. The LitCharts are free to read online or download. There are applications for the iPhone, iPod touch and the iPad available which incur a cost of NZ\$1.29.

<http://www.litcharts.com/>



Spiderscribe

Spider Scribe is an online mind map creation service. Spider Scribe can be used individually or be used collaboratively. What jumps out about Spider Scribe is that users can add images, maps, calendars, text notes, and uploaded text files to their mind maps. Users can connect the elements on their mind maps or let them each stand on their own. For visual learners Spider Scribe could be a great way to organize information. Students can upload pictures about a subject then organise them into a sequence or pattern that explains a concept or event.

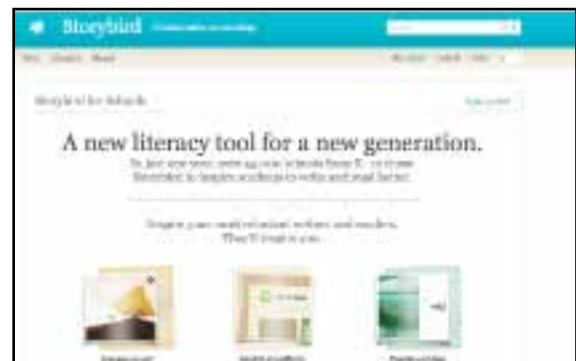
<http://www.spiderscribe.net/>



Story Bird

Storybirds are short, art-inspired stories you make to share, read, and print. Read them like books, play them like games, and send them like greeting cards.

<http://storybird.com/>



Museum Box

This site provides the tools for you to build up an argument or description of an event, person or historical period by placing items in a virtual box. What items, for example, would you put in a box to describe your life; the life of a Victorian Servant or Roman soldier; or to show that slavery was wrong and unnecessary? You can display anything from a text file to a movie.

<http://museumbox.e2bn.org/index.php>



Magnetic Poetry for Kids

The Magnetic Poetry website offers kids the opportunity to have fun with words online. The Magnetic Poetry's Kids' Poetry Page provides a bank of words that students can drag onto a blank canvas to create poems. There are four word kits that students can pick from to create poems and stories; First Words, Kids Kit, Best Friends and Storymaker. After creating a poem or story students can save their creations online, email them to friends, and or contribute to the public poem gallery.

<http://kids.magpogames.com/playonline.cfm>



Try **Word Magnets Lite** for the ipad.

New VADEC Resources

Abbreviation and Acronym Cards

This set of fifty-nine coloured cards illustrates everyday **abbreviations**. For example AD, ATM, cm, i.e., Mrs, NZSL, PC, Rd, VIP, WWW, etc.

On the reverse side of each card there is an explanation of what the abbreviation means. The New Zealand Style Book was consulted regarding the use or non-use of full stops at the end of each abbreviated word. The use of full stops in abbreviations is in gradual decline. Resource Teachers of the Deaf should follow the policy of the school in which they are working, regarding the use of full stops in abbreviations.

This set of ten coloured cards depicts the following common **acronyms**: ANZAC, Auslan, EFTPOS, INTERPOL, NASA, NATO, OPEC, PIN, UNICEF and WHO. On the reverse side of each card there is an explanation of the meaning of the acronym.

Cat. No. 354 Price \$15



Parts of Speech Cards for Students

A set of seven A5 illustrated cards designed to explain in an elementary way the following seven linguistic terms: adjective, adverb, conjunction, noun, preposition, pronoun and verb.

Catalogue number 355 Price \$4.00



Beginnings and Connectives Posters

Sentence Beginnings

A New Zealand themed A4 sheet designed to support the introduction and use of a variety of written sentence beginnings by students.

Beginnings listed on the sheet include: The, My, I, First, Then, Next, So, Last, The last time, Soon, At last, If, Another time, After a while, Although, Afterwards, Before, Eventually, Sometimes and Often.

Catalogue Number 356 Price \$1.00

Sentence Connectives

A New Zealand themed A4 sheet designed to support the introduction and use of a variety of written conjunctions.

Conjunctions listed on the sheet for use in compound sentences are: and, because, but, so and or.

Conjunctions listed on the sheet for use in complex sentences are: after, although, as, because, before, if, since, unless, until, when, where and while.

Catalogue Number 357 Price \$1.00

Ready in the New Year

PM Benchmark Kit 1 – Second Edition

Formal Retell Forms to go with the PM Kit 1 Reading Assessment Resource

The Formal Retell forms pertain to the PM Benchmark Kit 1 (second edition) texts and have been designed to be used in conjunction with the PM Benchmark Kit 1 assessment records. Produced in November 2011. The formal retells will be available for VADEC teaching staff on the intranet at the start of term 1 2012.

For more information on any of the articles in this newsletter, please contact Sue Beaton

sbeaton@vanasch.school.nz

